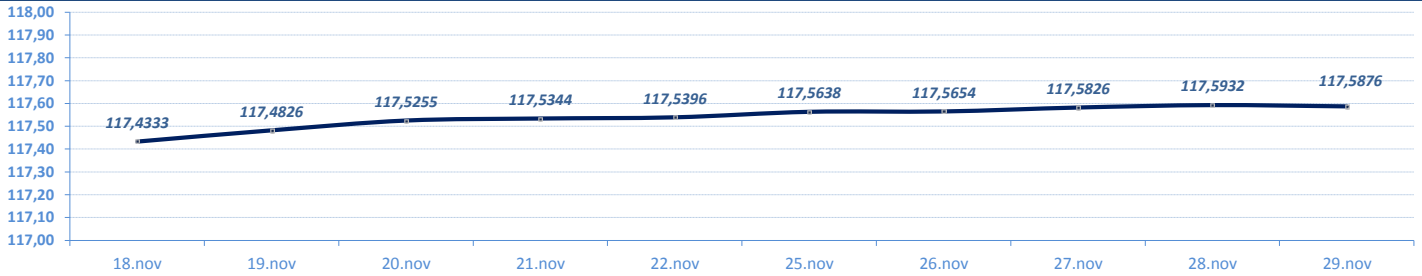


VESTI / NEWS

- ▶ **SREDNJI KURS EUR/RSD**: Dinar ojačao u odnosu na evro za 0,0056 dinara, srednji kurs **117,5876**. Obim međubankarske trgovine evrom na dan 28. novembar do 12:30h iznosio je 23,3 miliona evra. NBS intervenisala na međubankarskom tržištu prodajom 15 miliona evra (od početka godine ukupno prodala 390 miliona evra i kupila 2.730 miliona evra).
- ▶ **BEOGRADSKA BERZA**: Indeksi zabeležili rast vrednosti, BELEX15 viši za 0,58%, BELEXline za 0,53%. Promet **manji** u odnosu na prethodni dan, na regulisanom tržištu najviše trgovano akcijama NIS-a, Philip Morris Operations-a, Messer Tehnogasa, Valjaonica bakra Sevojno i Aerodroma Nikola Tesla.

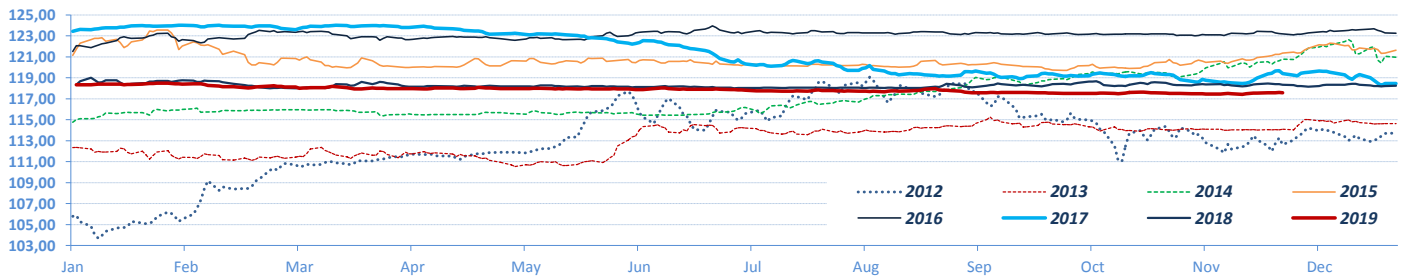
DEVIZNO TRŽIŠTE / FX MARKET

EUR / RSD (Srednji kurs / Official Middle Rate) ▶ 10 dana / 10 days

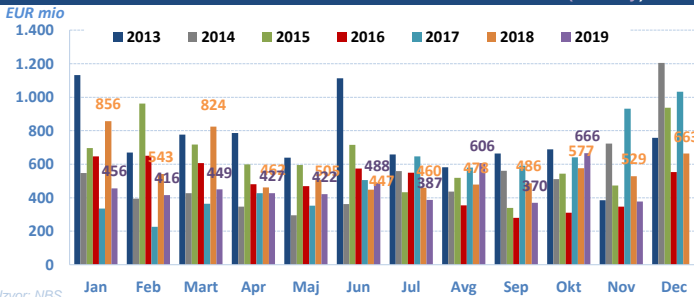


Izvor/Source: NBS

EUR / RSD (Srednji kurs/ Official middle rate) ▶ Jan -

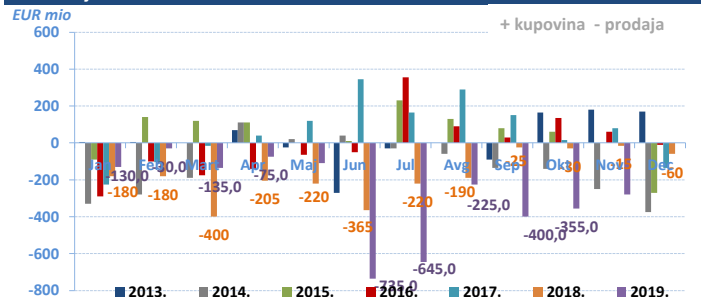


Promet na međubankarskom tržištu / Volumes on FX Interbank market (eur only)

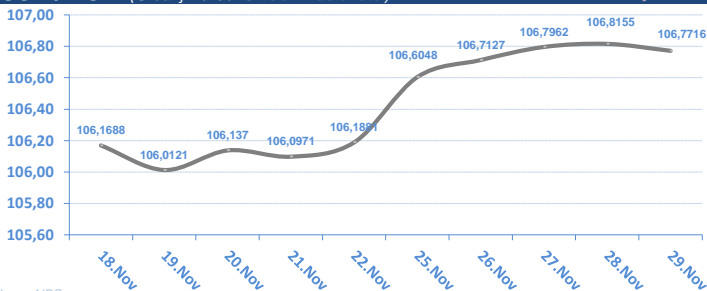


Izvor: NBS

Intervencije NBS na deviznom tržištu / NBS Interventions on FX interbank market

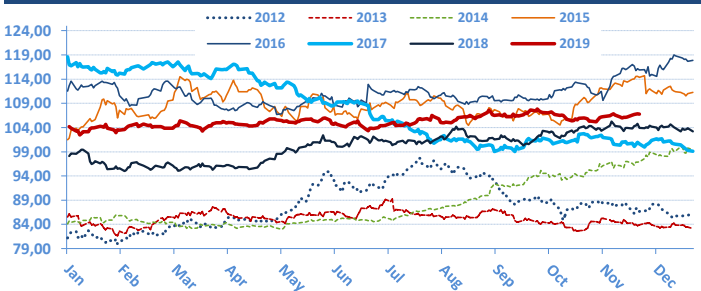


USD / RSD (Srednji kurs / Official middle rate) ▶ 10 dana / 10 days



Izvor: NBS

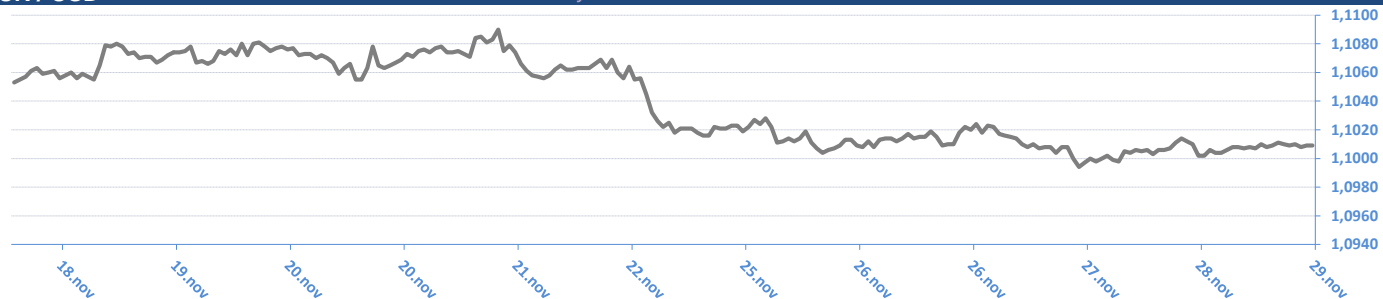
USD / RSD (Srednji kurs/ Official middle rate) ▶ Jan -



Monthly change	EUR/RSD	%	USD/RSD	%	Yearly change	EUR/RSD	%	USD/RSD	%
01.11.19	117,5235	0,01%	105,2889	-2,38%	29.11.19	117,5876	-0,64%	106,7716	8,80%
01.10.19	117,5135	-0,17%	107,8600	0,70%	03.01.19	118,3439	0,00%	104,1851	6,16%
02.09.19	117,7193	-0,02%	107,1149	0,55%	03.01.18	118,3431	-4,14%	98,1367	-17,25%
01.08.19	117,7449	-0,12%	106,5275	2,44%	04.01.17	123,4512	1,59%	118,6004	6,34%
01.07.19	117,8875	-0,04%	103,9939	-1,42%	04.01.16	121,5145	0,30%	111,5324	9,90%
03.06.19	117,9288	-0,03%	105,4914	-0,08%	05.01.15	121,1543	5,58%	101,4863	20,72%
03.05.19	117,9626	-0,01%	105,5783	0,57%	03.01.14	114,7559	2,14%	84,0641	-1,67%
01.04.19	117,9759	-0,13%	104,9794	1,06%	03.01.13	112,3495	6,20%	85,4889	5,32%
01.03.19	118,1291	-0,25%	103,8772	0,32%	04.01.12	105,7880	-0,21%	81,1693	2,16%
01.02.19	118,4266	0,07%	103,5469	-0,61%	04.01.11	106,0156	10,47%	79,4541	18,48%
03.01.19	118,3439	0,10%	104,1851	0,14%	04.01.10	95,9679	7,17%	67,0635	4,25%
03.12.18	118,2313	-0,06%	104,0402	-0,27%	05.01.09	89,5436	12,27%	64,3273	18,68%
01.11.18	118,2984		104,3196		03.01.08	79,7577		54,2016	

EUR / USD

► 10 dana / 10 days

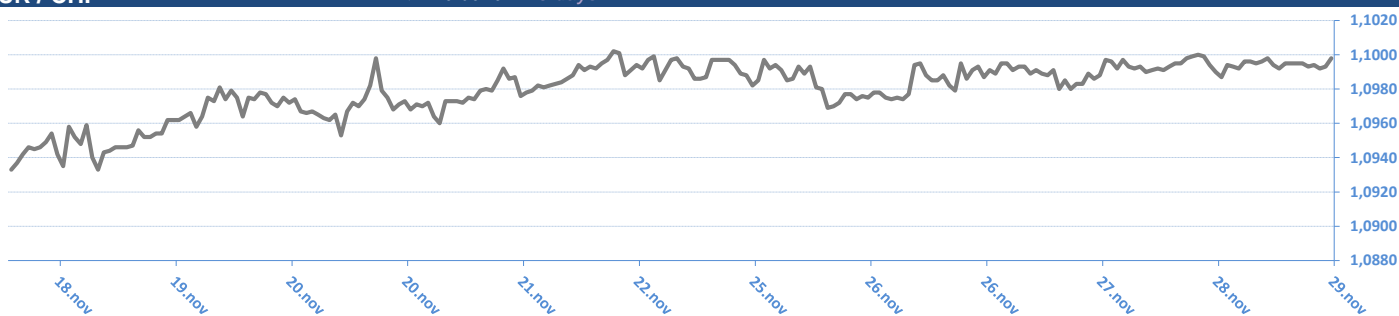


EUR / USD



EUR / CHF

► 10 dana / 10 days



EUR / CHF



Izvor / Source: Reuters

29.11.2019 08:57:36

EUR / XX

Valutni par / CCY pair	Kupovni/BID	Prodajni/ASK
EUR/USD	1,1009	1,1013
EUR/JPY	120,5700	120,6100
EUR/GBP	0,8527	0,8528
EUR/CHF	1,0998	1,0999
EUR/DKK	7,4707	7,4725
EUR/NOK	10,1052	10,1107
EUR/SEK	10,5154	10,5174
EUR/CAD	1,4623	1,4625
EUR/AUD	1,6246	1,6249
EUR/HUF	335,8100	335,9100
EUR/CZK	25,5710	25,5790
EUR/PLN	4,3221	4,3232
EUR/HRK	7,4370	7,4420
EUR/RUB	70,5464	70,5636
EUR/NZD	1,7128	1,7133

USD / XX

Valutni par / CCY pair	Kupovni/BID	Prodajni/ASK
USD/EUR	0,9080	0,9080
USD/JPY	109,5000	109,5100
USD/GBP	0,7744	0,7745
USD/CHF	0,9988	0,9989
USD/DKK	6,7848	6,7858
USD/NOK	9,1767	9,1827
USD/SEK	9,5488	9,5518
USD/CAD	1,3280	1,3281
USD/AUD	1,4754	1,4758
USD/HUF	304,8900	305,1300
USD/CZK	23,2180	23,2330
USD/SKK	21,5460	21,6000
USD/PLN	3,9249	3,9263
USD/HRK	6,7521	6,7559
USD/RUB	64,0758	64,0852
USD/NZD	1,5555	1,5562

* Međunarodno devizno međubankarsko tržište / International FX Interbank Market

Izvor / Source: Reuters

EURIBOR

SW	-0,476
1M	-0,439
3M	-0,397
6M	-0,347
1Y	-0,283

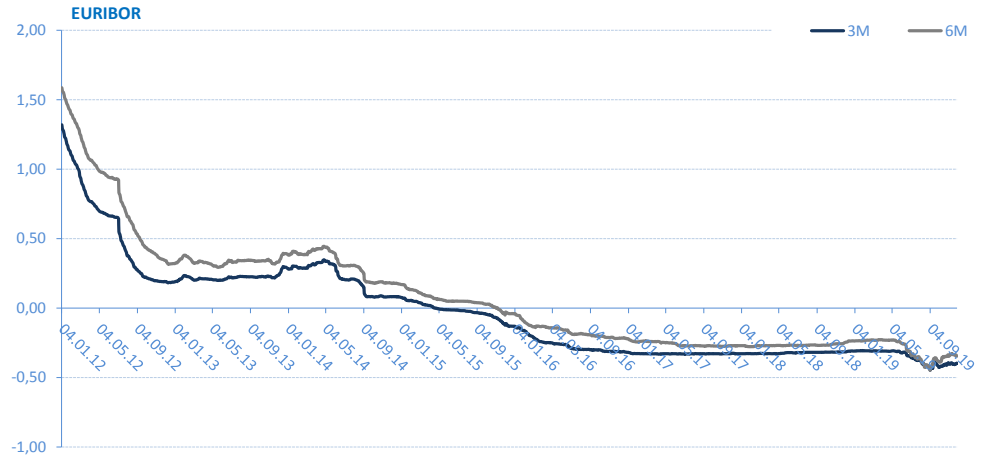
* Izvor: Reuters; Objavljeno prethodnog radnog dana

Kamatne stope Centralnih Banaka

Interest rates of Central banks

CB	Kamatna stopa / Interest rate
USD	1,75
EUR	0,00
GBP	0,75
CAD	1,75
AUD	0,75
JPY	0,10

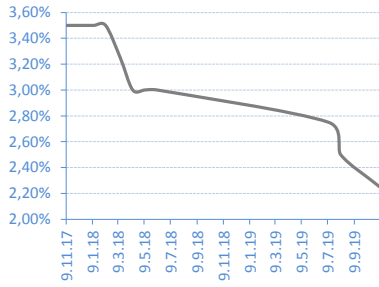
* Izvor: Reuters; Objavljeno prethodnog radnog dana



REFERENTNA KAMATNA STOPA NBS / NBS Key Policy Rates

Date	Rate	Change (%)
07.11.19	2,25%	-10,00%
08.08.19	2,50%	-9,09%
11.07.19	2,75%	-8,33%
08.06.18	3,00%	0,00%
10.05.18	3,00%	0,00%
12.04.18	3,00%	-7,69%
14.03.18	3,25%	-7,14%
08.02.18	3,50%	0,00%
11.01.18	3,50%	0,00%
07.12.17	3,50%	

* Izvor/Source : NBS



BEONIA

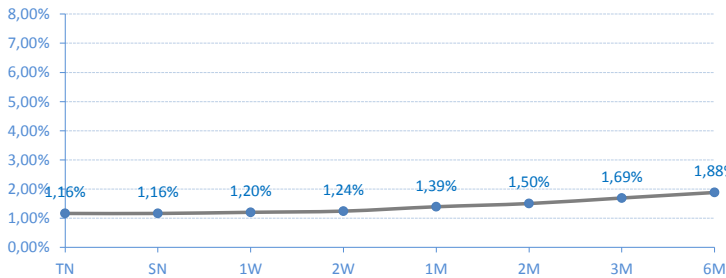
Date	Rate	Change (%)
28.11.19	1,03%	0,00%
27.11.19	1,03%	-0,96%
26.11.19	1,04%	0,00%
25.11.19	1,04%	0,00%
22.11.19	1,04%	0,00%
21.11.19	1,04%	0,00%
20.11.19	1,04%	-0,95%
15.11.19	1,05%	0,00%
14.11.19	1,05%	0,00%
13.11.19	1,05%	

* Izvor/Source : Reuters; Objavljeno prethodnog radnog dana / Published on previous working day

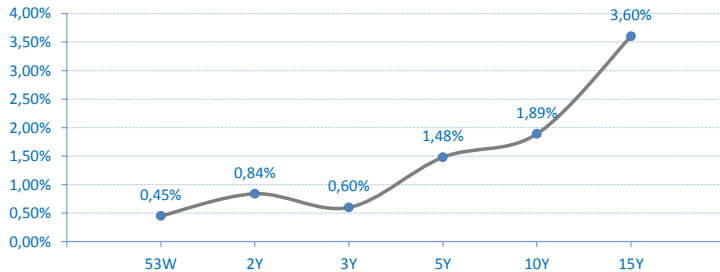


Kamatne stope/Prinos na tržištu / Market Interest Rates

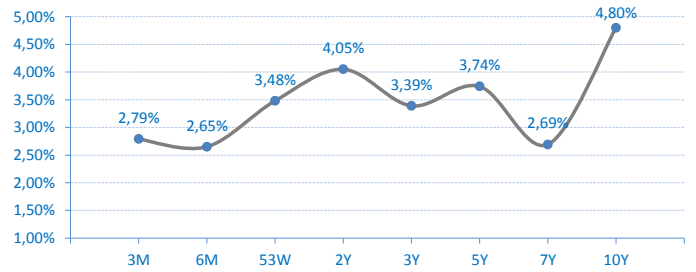
Belibor



Državne HOV Republike Srbije u Euvrima - prinosi sa poslednje aukcije
Government bonds (EUR) of Republic of Serbia - yield on last primary auction



Državne HOV Republike Srbije u Dinarima - prinosi sa poslednje aukcije
Government bonds (RSD) of Republic of Serbia - yield on last primary auction



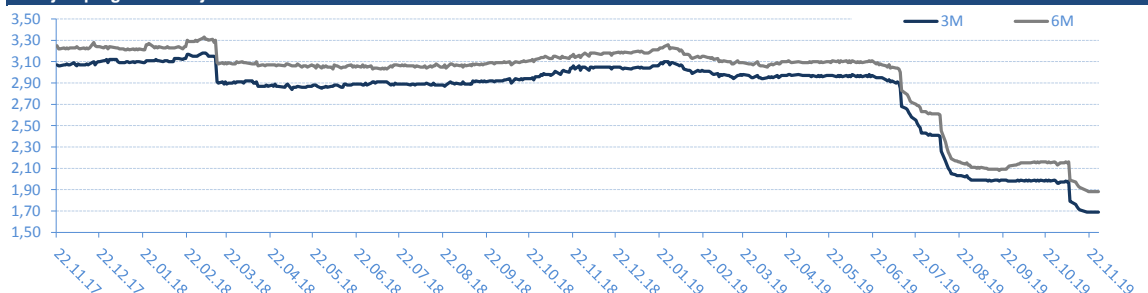
BELIBOR

Trenutne stope / Current rates

TN	1,16%
SN	1,16%
1W	1,20%
2W	1,24%
1M	1,39%
2M	1,50%
3M	1,69%
6M	1,88%

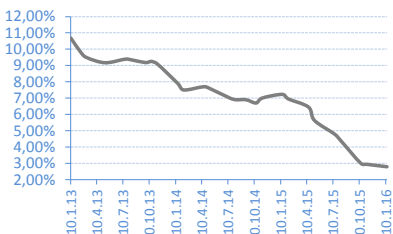
* Izvor/Source : Reuters; Objavljeno prethodnog radnog dana / Published on previous working day

Istorijski pregled kretanja 6M i 3M Belibor-a / Historical overview of 6M and 3M Belibor rates



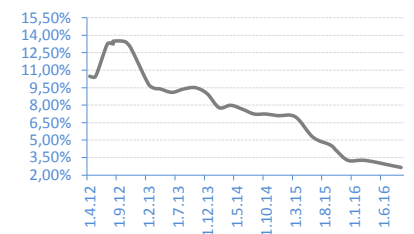
T-BILLS 3M - RSD

Date	Rate	Realisation
14.01.16	2,79%	100,00%
05.11.15	2,94%	100,00%
15.10.15	3,00%	92,18%
06.08.15	4,40%	96,26%
16.07.15	4,79%	98,47%
07.05.15	5,63%	92,92%
16.04.15	6,45%	100,00%
05.02.15	6,95%	45,05%



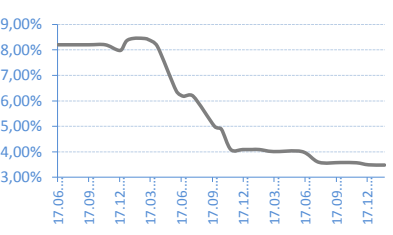
T-BILLS 6M - RSD

Date	Rate	Realisation
01.09.16	2,65%	23,03%
03.03.16	3,25%	96,46%
03.12.15	3,25%	97,22%
08.10.15	4,09%	100,00%
03.09.15	4,57%	87,90%
04.06.15	5,25%	93,30%
05.03.15	7,00%	21,33%
04.12.14	7,10%	100,00%



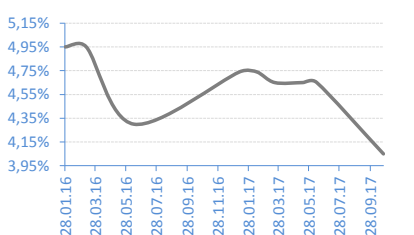
T-BILLS 53W - RSD

Date	Rate	Realisation
06.02.17	3,48%	17,91%
21.12.16	3,49%	32,22%
15.11.16	3,57%	45,64%
28.09.16	3,58%	52,92%
27.07.16	3,59%	49,07%
07.06.16	4,01%	78,06%
15.03.16	4,01%	16,73%
02.02.16	4,09%	63,42%



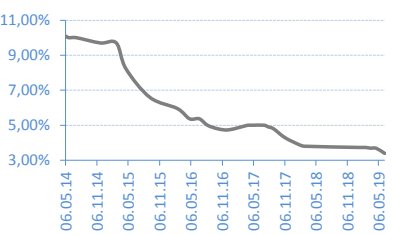
G-BONDS 2Y - RSD

Date	Rate	Realisation
24.10.17	4,05%	116,30%
13.06.17	4,65%	51,56%
16.05.17	4,65%	43,95%
21.03.17	4,65%	100,00%
13.02.17	4,74%	78,80%
10.01.17	4,74%	23,25%
13.06.16	4,30%	95,67%
10.03.16	4,95%	56,41%



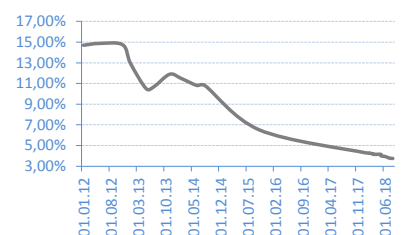
G-BONDS 3Y - RSD

Date	Rate	Realisation
11.06.19	3,39%	62,60%
23.04.19	3,68%	88,70%
19.03.19	3,69%	112,71%
20.02.19	3,73%	120,53%
15.01.19	3,73%	60,94%
28.02.18	3,80%	100,00%
30.01.18	3,88%	34,77%
06.11.17	4,29%	97,97%



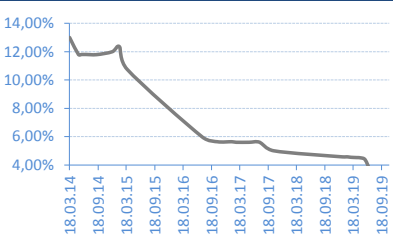
G-BONDS 5Y - RSD

Date	Rate	Realisation
11.09.18	3,74%	98,60%
14.08.18	3,75%	65,62%
17.07.18	3,80%	40,58%
05.06.18	3,95%	35,67%
22.05.18	3,99%	26,18%
08.05.18	4,15%	97,00%
24.04.18	4,15%	52,31%
10.04.18	4,15%	32,63%



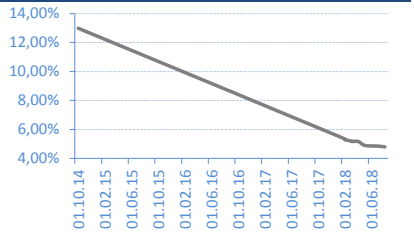
G-BONDS 7Y - RSD

Date	Rate	Realisation
05.11.19	2,69%	100,00%
01.10.19	3,40%	247,35%
03.09.19	3,40%	51,86%
06.08.19	3,50%	47,86%
09.07.19	3,59%	153,64%
04.06.19	4,37%	267,04%
07.05.19	4,50%	134,27%
10.04.19	4,52%	75,42%



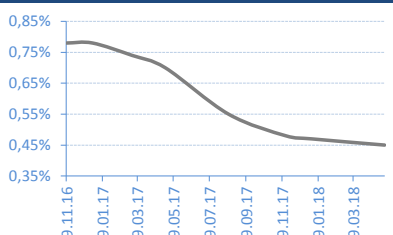
G-BONDS 10Y - RSD

Date	Rate	Realisation
07.08.18	4,80%	26,87%
10.07.18	4,85%	36,97%
15.05.18	4,90%	96,72%
03.04.18	5,17%	26,55%
20.03.18	5,17%	83,61%
06.03.18	5,20%	203,57%



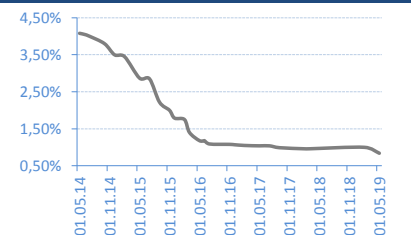
T-BILLS 53W - EUR

Date	Rate	Realisation
21.05.18	0,45%	100,00%
18.01.18	0,47%	98,00%
05.12.17	0,48%	100,00%
30.08.17	0,55%	50,00%
15.05.17	0,70%	91,30%
20.03.17	0,74%	60,00%
12.01.17	0,78%	46,20%
29.11.16	0,78%	100,00%



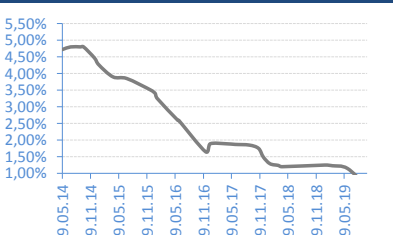
G-BONDS 2Y - EUR

Date	Rate	Realisation
27.05.19	0,84%	148,40%
19.02.19	1,00%	142,00%
22.03.18	0,96%	25,62%
01.02.18	0,96%	52,00%
14.09.17	0,99%	53,60%
12.07.17	1,04%	16,80%
23.05.17	1,04%	99,00%
14.02.17	1,05%	95,35%



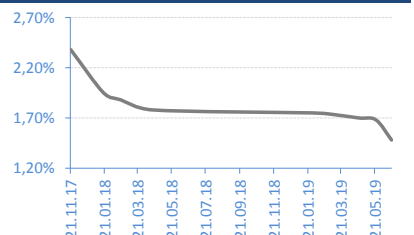
G-BONDS 3Y - EUR

Date	Rate	Realisation
23.10.19	0,60%	100,00%
18.06.19	1,15%	59,14%
12.03.19	1,23%	50,04%
23.01.19	1,25%	32,10%
20.04.18	1,20%	35,96%
28.03.18	1,24%	99,29%
02.02.18	1,29%	100,00%
21.12.17	1,49%	100,00%



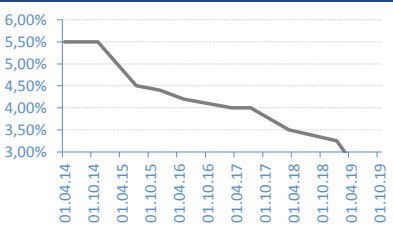
G-BONDS 5Y - EUR

Date	Rate	Realisation
20.06.19	1,48%	47,86%
23.05.19	1,68%	77,32%
22.04.19	1,70%	19,90%
27.02.19	1,74%	37,84%
29.01.19	1,75%	41,25%
16.04.18	1,78%	52,41%
19.02.18	1,88%	79,99%
19.01.18	1,95%	80,28%



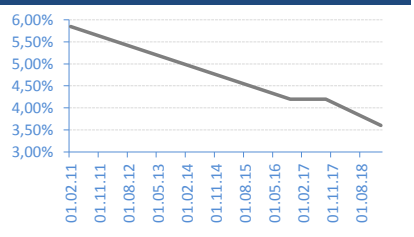
G-BONDS 10Y - EUR

Date	Rate	Realisation
09.10.19	1,89%	100,00%
16.01.19	3,25%	139,40%
26.03.18	3,50%	86,85%
13.07.17	4,00%	42,95%
15.03.17	4,00%	65,60%
25.05.16	4,20%	96,00%
04.12.15	4,40%	100,00%
28.07.15	4,50%	76,77%



G-BONDS 15Y - EUR

Date	Rate	Realisation
06.02.19	3,60%	100,00%
06.09.17	4,20%	70,13%
19.10.16	4,20%	100,00%



AKCIJE / Shares - REGULISANO TRŽIŠTE / REGULATED MARKET

Najtrgovanije HOV / Most Active

	Symbol	Closing price	% Change	Open	Max	Min	No of Trades	Volume	Volume RSD
NIS a.d. Novi Sad	NIIS	729	1,39%	706	730	706	40	21.783	15.889.830
Philip Morris Operations a.d. Nis	DINNPB	5.929	-1,17%	6.085	6.085	5.900	5	142	841.870
Messer Tehnogas a.d. Beograd	TGAS	13.500	3,65%	13.500	13.500	13.500	4	49	661.500
Valjaonica bakra Sevojno a.d. Sevojno	VBSE	2.727	1,00%	2.700	2.750	2.700	4	108	294.500
Aerodrom Nikola Tesla a.d. Beograd	AERO	850	0,00%	850	850	850	30	68	57.800

Dobitnici / Gainers

	Symbol	Closing price	% Change	Open	Max	Min	No of Trades	Volume	Volume RSD
Messer Tehnogas a.d. Beograd	TGAS	13.500	3,65%	13.500	13.500	13.500	4	49	661.500
NIS a.d. Novi Sad	NIIS	729	1,39%	706	730	706	40	21.783	15.889.830
Valjaonica bakra Sevojno a.d. Sevojno	VBSE	2.727	1,00%	2.700	2.750	2.700	4	108	294.500

Gubitnici / Decliners

	Symbol	Closing price	% Change	Open	Max	Min	No of Trades	Volume	Volume RSD
Philip Morris Operations a.d. Nis	DINNPB	5.929	-1,17%	6.085	6.085	5.900	5	142	841.870
Energoprojekt holding a.d. Beograd	ENHL	650	-0,46%	651	651	650	2	78	50.705

AKCIJE / SHARES - MTP

Najtrgovanije HOV / Most Active

	Symbol	Closing price	% Change	Bid (Volume)	Ask (Volume)	No of Trades	Volume	Volume RSD
Iritel a.d. Beograd	IRTL	1.010	1,51%	1080	1000	1010	5	550
Min Div a.d. Svrlijig	SVRL	600	0,00%	600	600	600	2	170
Termovent SC Livnica celika a.d. Backa Topola	TLVC	2.416	4,59%	2416	2416	2416	10	136
Preduzece za puteve Valjevo a.d. Valjevo	PPVA	1.600	10,34%	1600	1600	1600	3	57
Telefonkabl a.d. Beograd	TLKB	11.000	0,00%	11000	11000	11000	1	4

Dobitnici / Gainers

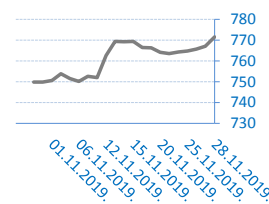
	Symbol	Closing price	% Change	Bid (Volume)	Ask (Volume)	No of Trades	Volume	Volume RSD
Preduzece za puteve Valjevo a.d. Valjevo	PPVA	1.600	10,34%	1600	1600	1600	3	57
Termovent SC Livnica celika a.d. Backa Topola	TLVC	2.416	4,59%	2416	2416	2416	10	136
Iritel a.d. Beograd	IRTL	1.010	1,51%	1080	1000	1010	5	550

Gubitnici / Decliners

	Symbol	Closing price	% Change	Bid (Volume)	Ask (Volume)	No of Trades	Volume	Volume RSD
--	--------	---------------	----------	--------------	--------------	--------------	--------	------------

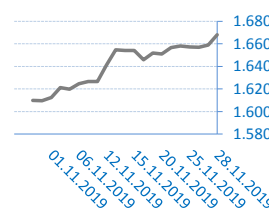
BELEX15

Vrednost / Value	771,55
Promena / Change	4,42
%	0,58%



BELEXline

Vrednost / Value	1.667,95
Promena / Change	8,86
%	0,53%



Kontakti / Contacts:

Srđan Tomašević

srđjan.tomasevic@erstebank.rs

Trgovanje / Trading

011/220 9116

Aleksandar Zarić

aleksandar.zaric@erstebank.rs

Prodaja / Sales

011/220 9198

Aleksandra Parčetić

aleksandra.parcetic@erstebank.rs

Brokersko poslovanje / Brokerage

011/220 9159

Vladimir Vulević

vladimir.vulevic@erstebank.rs

Podrška i Razvoj / Support and Development

011 / 201 50 50

Nenad Đurović

nenad.djurovic@erstebank.rs

Trgovanje / Trading

011/ 220 9115

Dušan Stević

dusan.stevic@erstebank.rs

Prodaja / Sales

011/220 9118

Goran Sladoje

goran.sladoje@erstebank.rs

Prodaja / Sales

011/ 220 9132

Marija Đorđević

marija.djordjevic@erstebank.rs

Brokersko poslovanje / Brokerage

011/220 9110

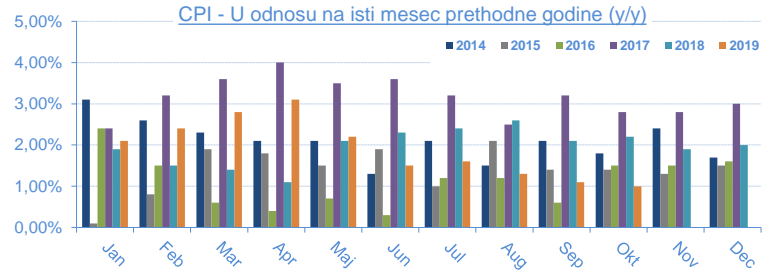
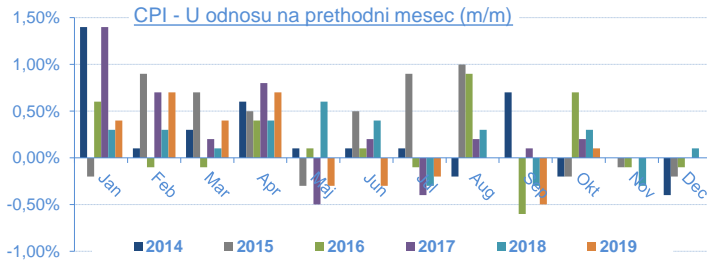
Izveštaj sačinio / Prepared by: Sektor sredstava / Treasury division

Informacije i cene iz ovog pregleda dobijene su iz izvora za koje verujemo da su pouzdani ali ne garantujemo njihovu tačnost i potpunost. Navedene informacije su važeće samo u trenutku njihovog sastavljanja a objavljuju se u ciju opšteg informisanja, pri čemu ne predstavljaju bilo kakav oblik investicionog saveta niti preporuke za investiranje niti na bilo koji način obavezuju Erste Bank ad Novi Sad u pogledu odgovornosti za štetu nastalu upotrebom informacija iz ovog pregleda.

The information and prices in this review are obtained from sources that we believe are reliable, but we do not guarantee their accuracy and completeness. The mentioned information is valid only at the time of their compilation and are published in the general information, whereby they do not represent any form of investment advice or recommendations for investing or in any way obligate Erste Bank ad Novi Sad in respect of liability for damages arising from the use of information referred to in of this review.

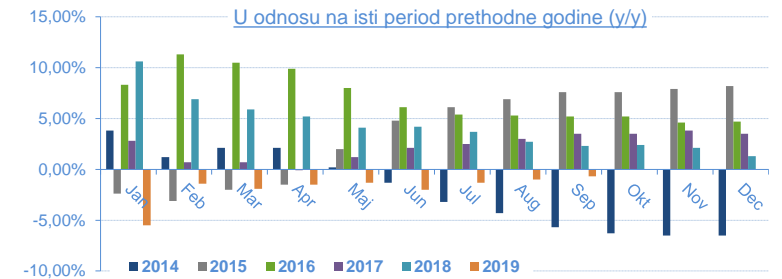
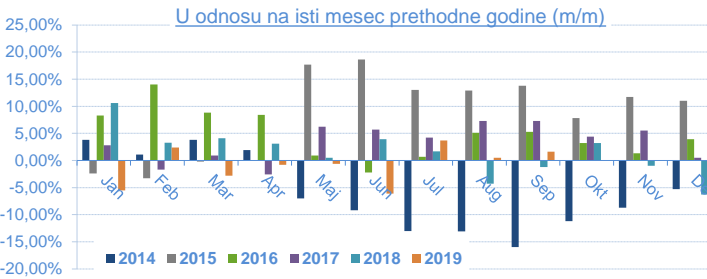
Indeks potrošačkih cena (Consumer Price Index - CPI) / 2018

	Jan	Feb	Mar	Apr	Maj	Jun	Jul	Aug	Sep	Okt	Nov	Dec
U odnosu na prethodni mesec (m/m)	0,40%	0,70%	0,40%	0,70%	-0,30%	-0,30%	-0,20%	0,00%	-0,50%	0,10%		
U odnosu na isti mesec 2018. (y/y)	2,10%	2,40%	2,80%	3,10%	2,20%	1,50%	1,60%	1,30%	1,10%	1,00%		
U odnosu na decembar 2018.		1,10%	1,50%	2,30%	2,00%	1,70%	1,50%	1,50%	1,00%	1,20%		
Datum objavljivanja / Published date	22.02.19	12.03.19	12.04.19	13.05.19	12.06.19	12.07.19	12.08.19	12.09.19	11.10.19	12.11.19		



INDUSTRIJSKA PROIZVODNJA / Industrial production / 2019

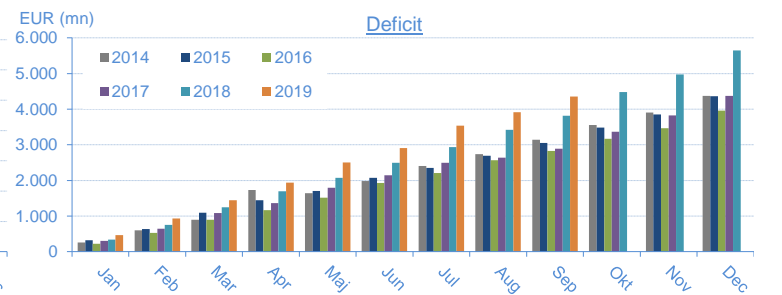
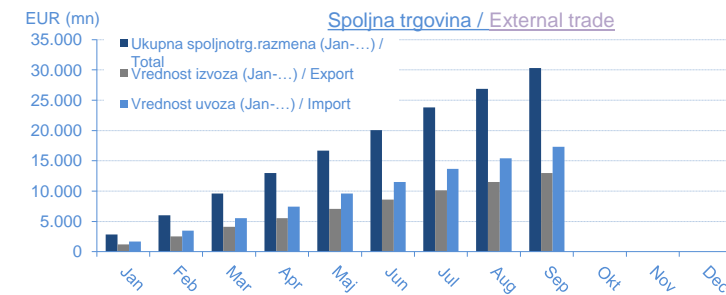
	Jan	Feb	Mar	Apr	Maj	Jun	Jul	Aug	Sep	Okt	Nov	Dec
U odnosu na isti mesec 2018 (m/m)	-5,50%	2,40%	-2,80%	-0,80%	-0,60%	-6,10%	3,70%	0,50%	1,60%			
U odnosu na isti period 2018 (jan-...) (y/y)	-5,50%	-1,40%	-1,90%	-1,90%	-1,30%	-2,00%	-2,00%	-1,00%	-0,70%			
U odnosu na prosek 2018	-12,20%	-7,40%	2,30%	-4,40%	1,10%	-2,50%	1,70%		3,80%			
Datum objavljivanja / Published date	28.02.19	29.03.19	30.04.19	31.05.19	28.06.19	31.07.19	30.08.19	30.09.19	31.10.19			



SPOLJNOTRGOVINSKA ROBNA RAZMENA / External Trade / 2019

* u eur mln

Mesec/Month	Jan	Feb	Mar	Apr	Maj	Jun	Jul	Aug	Sep	Okt	Nov	Dec
Ukupna spoljnotrg.razmena (Jan-...) / Total	2.840,40	6.015,80	9.626,40	12.958,60	16.675,50	20.077,90	23.801,00	26.891,80	30.323,80			
Promena / Yearly change	7,80%	9,80%	8,10%	8,30%	9,70%	8,00%	9,00%	7,90%	7,90%			
Vrednost izvoza (Jan-...) / Export	1.186,90	2.539,90	4.092,80	5.510,50	7.087,40	8.584,20	10.131,20	11.488,50	12.986,20			
Promena / Yearly change	3,00%	7,10%	6,90%	7,30%	8,30%	6,70%	7,20%	6,90%	7,00%			
Vrednost uvoza (Jan-...) / Import	1.653,50	3.475,90	5.533,60	7.448,10	9.588,10	11.493,70	13.669,80	15.403,30	17.337,60			
Promena / Yearly change	11,50%	11,70%	9,00%	9,00%	10,80%	9,10%	10,40%	8,70%	8,70%			
Deficit (jan-...)	466,70	936,00	1.440,80	1.937,70	2.500,70	2.909,50	3.538,60	3.914,80	4.351,40			
Promena / Yearly change	40,90%	26,50%	15,60%	14,20%	18,80%	17,00%	20,60%	14,50%	14,10%			
Pokrivenost uvoza izvozom (Export/Import ratio)	71,80%	73,10%	74,00%	74,00%	73,90%	74,70%	74,10%	74,60%	74,9%			
Datum objavljivanja / Published date	12.03.19	29.03.19	30.04.19	31.05.19	28.06.19	31.07.19	30.08.19	30.09.19	31.10.19			



BUDŽETSKI BALANS / Budget balance

* u rsd mln

Budžetski balans u 2018.	32.183,97
January 2019	23.620,61
February 2019	-1.429,81
March 2019	-6.363,12
April 2019	-10.322,94
May 2019	2.776,26
June 2019	13.189,82
July 2019	27.059,77
August 2019	-1.883,59
September 2019	3.248,29
October 2019	
November 2019	
December 2019	
Budžetski balans u 2019. / Total 2019	49.895,29
Planirani deficit u 2019. / Planned	-3.344,12
Ostvarenje plana / Realisation	
Datum ažuriranja / Published date	04.11.19

